

City of Santa Monica's FY 2015-17 Biennial Budget

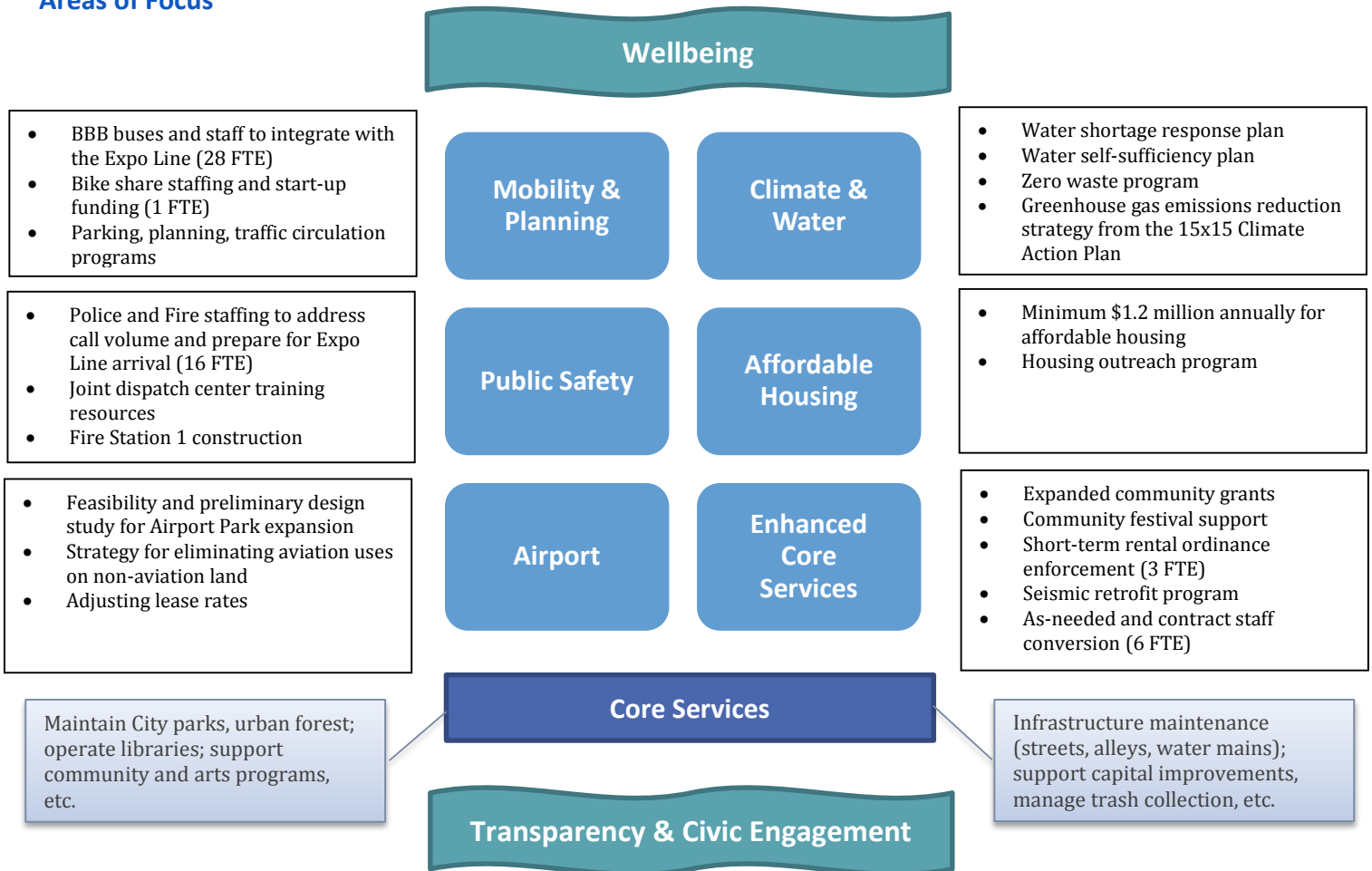


<u>Fiscal Year</u>	<u>Citywide</u>	<u>General Fund</u>
FY 2015-16	\$564.4 million	\$347.6 million
FY 2016-17	\$614.1 million*	\$409.1 million*

* FY 2016-17 increase is due to the use of \$54 million in settlement and anticipated bond funds for capital improvements.

View Santa Monica's budget at www.smgov.net/budget.

Areas of Focus



The City Manager's Message section of the 2015-17 Biennial Budget has additional information on each program area: www.smgov.net/budget.

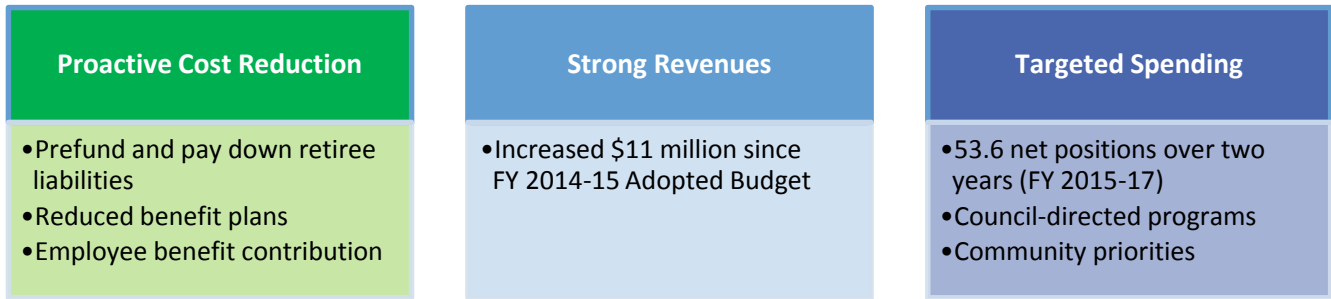
Open Data Promotes Transparency and Access to Government Resources

- ✓ Open Data Portal: data.smgov.net
- ✓ Interactive Budget Visualization Tool: santamonicaca.opengov.com
- ✓ Government Outreach (GO) System: www.smgov.net/go

Community Involvement

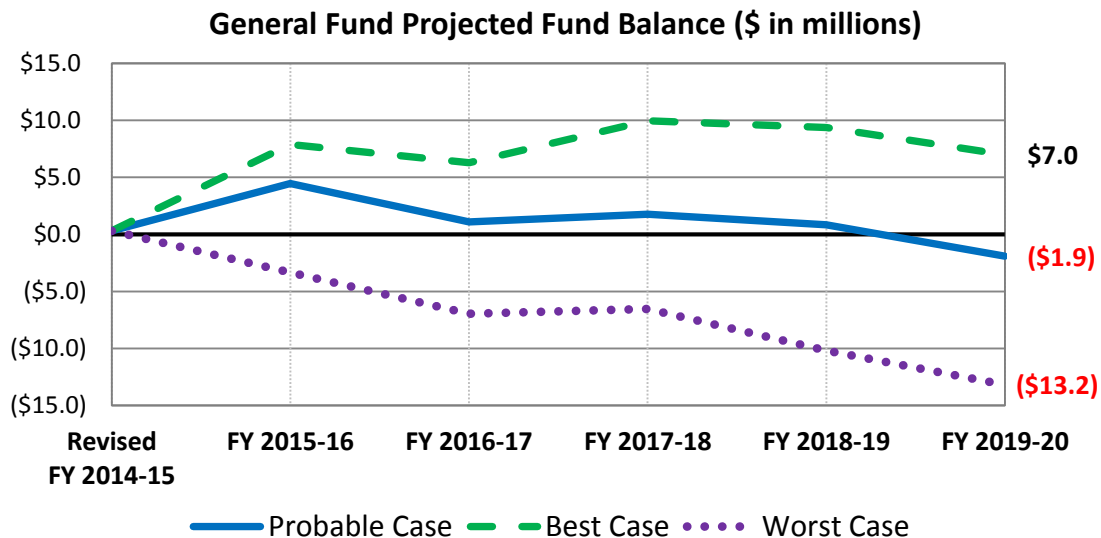
Staff gathered community input for budget priorities through community and neighborhood meetings, the People's Academy, Santa Monica Talks, emails (council@smgov.net), the GO system, and constituent comments to the City Council. Council adopted the proposed FY 2015-16 Budget and approved the FY 2016-17 Budget Plan at the [June 23, 2015](#) Council meeting. Budget documents are available at www.smgov.net/budget.

Strategies Behind the FY 2015-17 Biennial Budget



General Fund Five-Year Financial Forecast: Balanced Budget through FY 2018-19

Combining proactive cost reduction measures and targeted spending with strong revenues and healthy reserves, the City's five-year forecast projects four years of positive General Fund structural balances through 2019, before a slight deficit in FY 2019-20 that is less than 1% of the General Fund budget.



Other Funds: Careful Budgeting Promoting Self-Sustaining Operations

The General Fund covers the largest portion of the City budget and primarily uses tax revenues to provide general services. The City budget also contains almost 30 other funds that provide individualized fee and rate-supported services, or apply grant funds to distinct programs and activities.

Other Funds Budget (included in City total)

FY 2015-16: \$216.8 million	FY 2016-17: \$205.0 million
-----------------------------	-----------------------------

✓ Self-sustaining funds

- Airport, BBB, Beach, RRR, Wastewater, and Water

✓ Subsidized funds

- Cemetery, Housing Authority, and Pier

✓ Planned rate changes

- Big Blue Bus, January 2016 (Expo Light Rail service integration plan). Council will also conduct its annual review of water rates for potential adjustments.